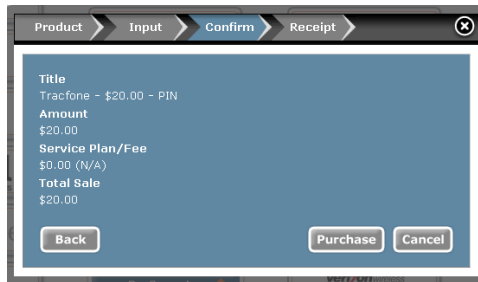


How to Process a PIN Sale

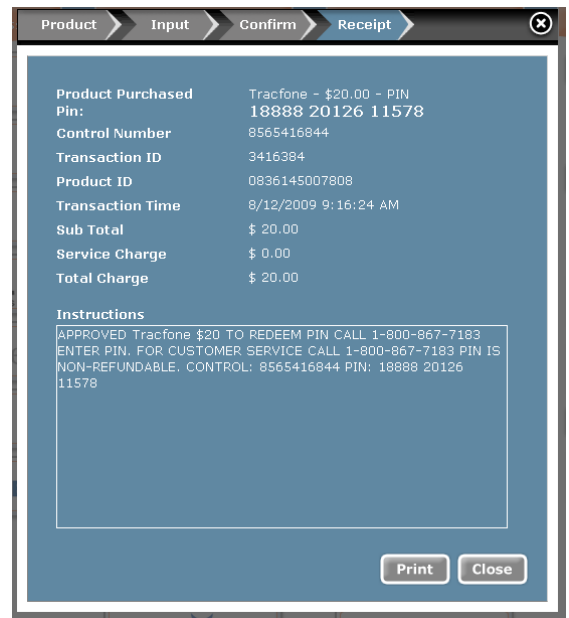
1. Click the button for the product you wish to sell
2. Select the dollar amount the customer requested.



3. Confirm the transaction. If something is not correct, select 'Back' to make a change or 'Cancel' to stop the transaction.

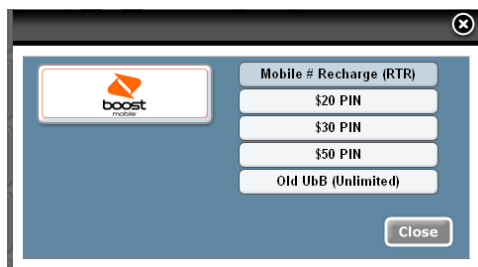


4. The transaction is complete. You can print a copy of the receipt for the customer or your records if a printer is connected.

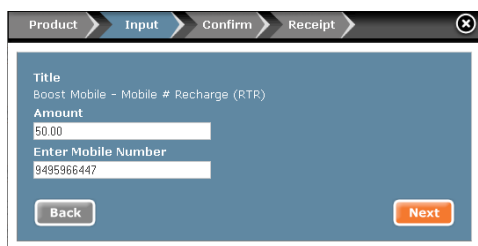


How to Process a Mobile Recharge (RTR) Sale

1. Click the button for the product you wish to sell.
2. Select the option for RTR.



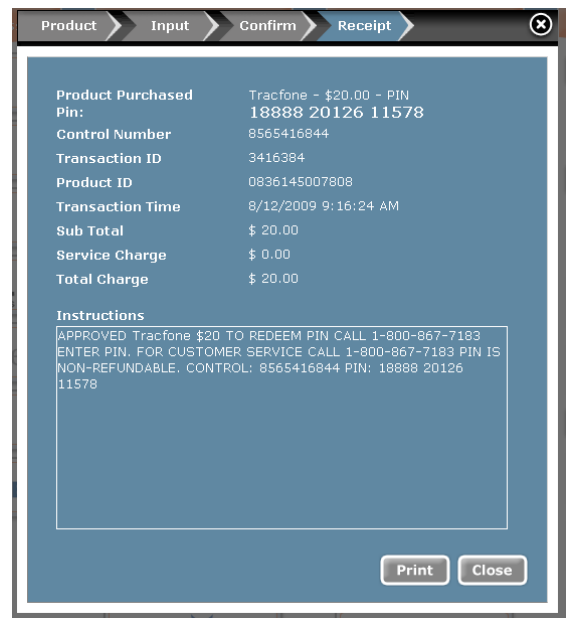
3. Enter the amount of the recharge and the mobile phone number to be recharged.



4. Confirm the transaction.



5. The transaction is complete. You can print a copy of the receipt for the customer or your records if a printer is connected.



How to Process an International Mobile Recharge (IMR) Sale

Note: IMR transactions are non-refundable.

1. Click the button for the product you wish to sell.



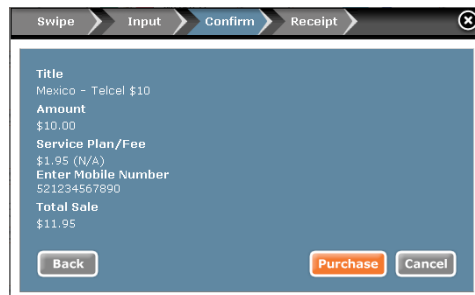
2. Select the (carrier/country and) dollar amount.



3. Enter the international telephone number, with country code.



4. Confirm the transaction.



5. The transaction is complete. You can print a copy of the receipt for the customer or your records if a printer is connected.

